

# QUANTUM SMALL CAP FUND

An Open Ended-Equity Scheme Predominantly Investing in Small Cap Stocks



## Fund Details (as on April 30, 2024)

**Category of Scheme** Small Cap Fund

### Investment Objective

The Investment Objective of the Scheme to generate capital appreciation by investing predominantly in Small Cap Stocks.

There is no assurance that the investment objective of the scheme will be achieved.

### Inception Date (Date of Allotment)

November 03, 2023

### Benchmark Index

S&P BSE 250 Small Cap TRI

### Declaration of Net Asset Value (NAV)

Every Business Day

### NAV of Plans/Options (as on April 30, 2024)

	Direct (₹/Unit)	Regular (₹/Unit)
Growth	11.08	10.99

### AUM ₹(In Crores) (as on April 30, 2024)

Average AUM\* : 44.86

Absolute AUM : 47.23

\*Cumulative Daily AUM / No of days in the month

### Fund Manager

**Mr. Chirag Mehta** (Work experience: 19 years)  
He has been managing this fund effective from November 03, 2023.

**Mrs. Abhilasha Satale** (Work experience: 17 years)  
He has been managing this fund effective from November 03, 2023.

### Entry Load

Not Applicable

### Exit Load

- NIL: If 10% of units if redeemed or switched out on or before 365 days from the date of allotment.
- 1%: If Remaining 90% of units if redeemed or switched out on or before 365 days from the date of allotment.
- NIL: If redeemed or switched out after 365 days from the date of allotment.

Note: Redemptions / Switch outs of units will be done on First In First Out (FIFO) basis. The above-mentioned load structure shall be equally applicable to the special facilities such as Systematic Withdrawal Plan (SWP) / Systematic Transfer Plan (STP) and Switches etc. However, no load shall be charged for switching between option / plan within the Scheme.

### Total Expense Ratio (As on month end)

Direct Plan – Total TER : 0.60%

Regular Plan – Total TER : 2.10%

TER specified are the actual expenses charged (i.e. effective rate) as at the end of the month.

### Minimum Application Amount (Under each Option)

Purchase: ₹500/- and in multiples of ₹1/- thereafter.  
Additional Purchase: ₹500/- and in multiples of ₹1/- thereafter/ 50 units.

### Brokerages & Commissions Details

Brokerages on Investments for April 2024: ₹21,443.50

Distributor commissions for April 2024: ₹243,271.73

Portfolio Turnover Ratio (Last one year): NA

### Redemption Proceeds

Processed through RTGS/NEFT mode on T+2 basis from the date of transaction where the investor's Bank details are available.

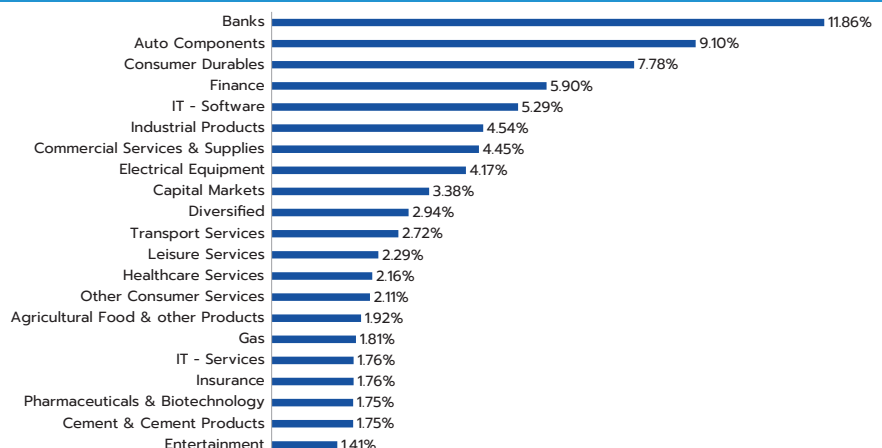
Processed through cheque on T+2 basis from the date of transaction where the required Bank details of investor are not available.

## Portfolio as on April 30, 2024

Name of Instrument	Industry	% to NAV
<b>EQUITY &amp; EQUITY RELATED</b>		
<b>A) Listed /Awaiting listing on Stock Exchanges</b>		
1. Kirloskar Pneumatic Company Ltd	Industrial Products	3.13%
2. Godrej Industries Ltd	Diversified	2.94%
3. Karur Vysya Bank Ltd	Banks	2.47%
4. Equitas Small Finance Bank Ltd	Banks	2.40%
5. CMS Info System Ltd	Commercial Services & Supplies	2.35%
6. Crompton Greaves Consumer Electricals Ltd	Consumer Durables	2.33%
7. Lemon Tree Hotels Ltd	Leisure Services	2.29%
8. Genus Power Infrastructures Ltd	Electrical Equipment	2.18%
9. CSB Bank Ltd	Banks	2.16%
10. MPS Ltd	Other Consumer Services	2.11%
11. TeamLease Services Ltd	Commercial Services & Supplies	2.10%
12. Sandhar Technologies Ltd	Auto Components	2.06%
13. Sansera Engineering Ltd	Auto Components	2.04%
14. Lumax Industries Ltd	Auto Components	2.01%
15. Carysil Ltd	Consumer Durables	2.00%
16. TD Power Systems Ltd	Electrical Equipment	1.99%
17. CCL Products (India) Ltd	Agricultural Food & other Products	1.92%
18. Mastek Ltd	IT - Software	1.85%
19. Gujarat State Petronet Ltd	Gas	1.81%
20. Can Fin Homes Ltd	Finance	1.78%
21. HDFC Bank Ltd	Banks	1.78%
22. Cyient Ltd	IT - Services	1.76%
23. ICICI Prudential Life Insurance Company Ltd	Insurance	1.76%
24. V-Guard Industries Ltd	Consumer Durables	1.75%
25. Eris Lifesciences Ltd	Pharmaceuticals & Biotechnology	1.75%
26. Nuvoco Vistas Corporation Ltd	Cement & Cement Products	1.75%
27. Computer Age Management Services Ltd	Capital Markets	1.74%
28. Mayur Uniquoters Ltd	Consumer Durables	1.70%
29. Craftsman Automation Ltd	Auto Components	1.69%
30. UTI Asset Management Company Ltd	Capital Markets	1.64%
31. Birlasoft Ltd	IT - Software	1.63%
32. IDFC Ltd	Finance	1.54%
33. InterGlobe Aviation Ltd	Transport Services	1.48%
34. Ujivan Financial Services Ltd	Finance	1.44%
35. PVR INOX Ltd	Entertainment	1.41%
36. EPL Ltd	Industrial Products	1.41%
37. Krishna Institute Of Medical Sciences Ltd	Healthcare Services	1.39%
38. Exide Industries Ltd	Auto Components	1.30%
39. Mahindra Logistics Ltd	Transport Services	1.24%
40. Fusion Micro Finance Ltd	Finance	1.14%
41. IndusInd Bank Ltd	Banks	1.08%
42. Wipro Ltd	IT - Software	1.03%
43. Kotak Mahindra Bank Ltd	Banks	1.00%
44. ICICI Bank Ltd	Banks	0.97%
45. Infosys Ltd	IT - Software	0.78%
46. Narayana Hrudayalaya Ltd	Healthcare Services	0.77%
<b>B) Unlisted</b>		<b>NIL</b>
<b>Total of all Equity</b>		<b>80.85%</b>
<b>MONEY MARKET INSTRUMENTS</b>		
<b>A. TREPS*</b>		<b>19.87%</b>
<b>Net Receivable/(payable)</b>		<b>-0.72%</b>
<b>Grand Total</b>		<b>100.00%</b>

\* Cash & Cash Equivalents

## Industry Allocation (% of Net Assets) as on April 30, 2024



# QUANTUM SMALL CAP FUND

An Open Ended-Equity Scheme Predominantly Investing in Small Cap Stocks



## Fund Details (as on April 30, 2024)

### Taxation#

The amount of Long Term Capital Gain in excess of ₹1,00,000/- in a year will be taxable @ 10%. Tax on Short Term Capital Gains - 15%.

#The mentioned Tax Rates shall be increased by applicable surcharge, If any, Health and Education Cess @ 4% where ever as applicable. Equity oriented schemes will also attract Securities Transaction Tax (STT) @ 0.001% at the time of redemption and switch to other schemes.

Stamp Duty applicable on Investors subscription unit transactions including Switch in as per the rate mentioned in the Amendments to Indian Stamp Act,1899

TRANSACTION CHARGES: No Transaction Charges shall be deducted from the investment amount for applications received in the Regular Plan

Brokerage and STT have been expensed out of the Scheme.

## Product Labeling

Name of the Scheme & Tier I Benchmark	This product is suitable for investors who are seeking*	Risk-o-meter of Scheme	Risk-o-meter of Tier I Benchmark
<b>Quantum Small Cap Fund</b> (An Open Ended-Equity Scheme Predominantly Investing in Small Cap Stocks) Tier I Benchmark: S&P BSE 250 Small Cap TRI	<ul style="list-style-type: none"> <li>Long term capital appreciation</li> <li>Investment in Small Cap Stock</li> </ul>	<p>Investors understand that their principal will be at Very High Risk</p>	

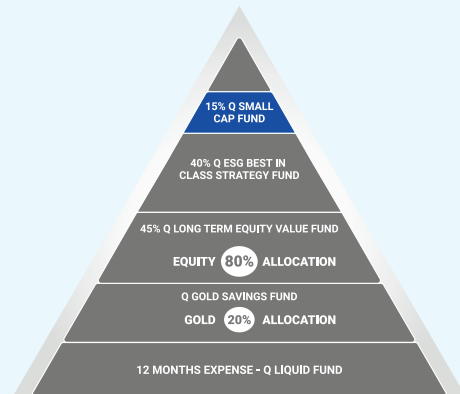
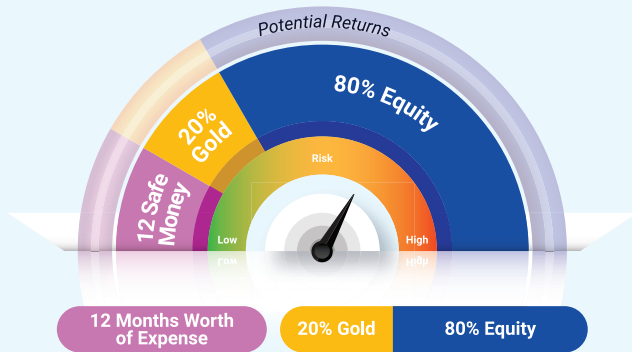
\*Investors should consult their financial advisers if in doubt about whether the product is suitable for them.

## GIPS Compliance

- Quantum Asset Management Company Pvt. Ltd. claims compliance with the Global Investment Performance Standards (GIPS®). GIPS® is a registered trademark of CFA Institute. CFA Institute does not endorse or promote this organization, nor does it warrant the accuracy or quality of the content contained herein.
- Indian Rupee (INR) is the currency used to express performance and other statistics.

Note: The Performance of the Scheme will be disclosed on completion of 6 months since its inception in terms of SEBI Master Circular No. SEBI/HO/IMD/IMD-PoD-1/P/CIR/2023/74 dated May 19, 2023.

## Choose a Small-Cap Fund with a Big Difference – QSCF in our Asset Allocation Strategy



Please note the above is a suggested asset allocation and not to be considered as an investment advice or recommendation.