

# QUANTUM ESG BEST IN CLASS STRATEGY FUND

An Open-ended equity scheme investing in companies following Environment, Social and Governance (ESG) theme assessed through a Best In Class Strategy



## Fund Details (as on January 31, 2025)

Category of Scheme Thematic Scheme

### Investment Objective

The Investment Objective of the scheme is to achieve long-term capital appreciation by investing in share of companies identified based on the Environment, Social and Governance (ESG) theme following Best in Class Strategy. There is no assurance that the Investment Objective of the Scheme will be achieved.

### Inception Date (Date of Allotment)

July 12, 2019

### Benchmark Index

Tier I Benchmark - Nifty 100 ESG Total Return Index

### Declaration of Net Asset Value (NAV)

Every Business Day

### NAV of Plans/Options (as on January 31, 2025)

	Direct (₹/Unit)	Regular (₹/Unit)
Growth	24.13	23.02

### AUM ₹ (In Crores) (as on January 31, 2025)

Average AUM\* : 88.91

Absolute AUM : 91.89

\*Cumulative Daily AUM / No of days in the month

### Fund Manager

#### Mr. Chirag Mehta - Fund Manager

(Work experience: 22 years)

He has been managing this fund since July 12, 2019

#### Mr. Rajorshi Palit - Associate Fund Manager

(Work experience: 3.5 years)

He has been managing this fund since Nov 04, 2024

### Key Statistics

^^Standard Deviation : 12.88%

^^Beta : 0.86

^^Sharpe Ratio : 0.47

Weighted Average ESG Score of the Scheme : 73.72

SEBI Registered ESG Rating Provider (ERP)

Name is Stakeholders Empowerment Services (SES)

### Entry Load

Not Applicable

### Exit Load

• NIL: If 10% of units if redeemed or switched out on or before 365 days from the date of allotment

• 1%: If Remaining 90% of units if redeemed or switched out on or before 365 days from the date of allotment

• NIL: If redeemed or switched out after 365 days from the date of allotment

Note: Redemptions / Switch outs of units will be done on First In First Out (FIFO) basis. The above mentioned load structure shall be equally applicable to the special facilities such as Systematic Withdrawal Plan (SWP) / Systematic Transfer Plan (STP) and Switches etc. However, no load shall be charged for switching between option / plan within the Scheme.

### Total Expense Ratio (As on month end)

Direct Plan - Total TER : 0.74%

Regular Plan - Total TER : 2.09%

### Brokerages & Commissions Details

Brokerages on Investments for January 2025: ₹ 85,640.00

Distributor commissions for January 2025: ₹ 238,486.00

Portfolio Turnover Ratio (Last one year): 21.34%

### Minimum Application Amount (Under each Option)

Purchase: ₹500/- and in multiples of ₹1/- thereafter.

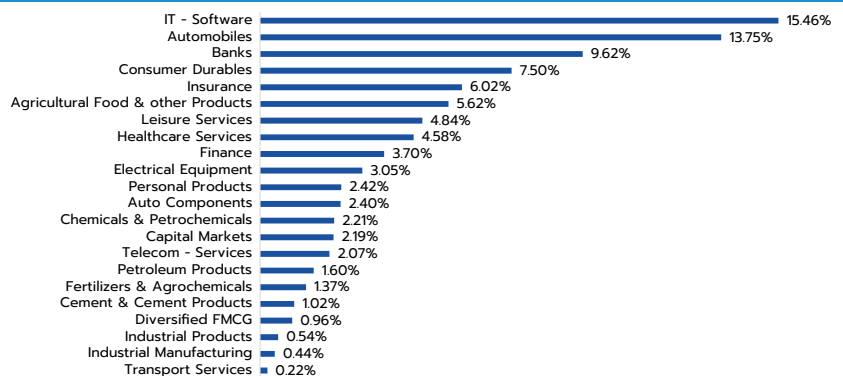
Additional Purchase: ₹500/- and in multiples of ₹1/- thereafter.

## Portfolio as on January 31, 2025

Name of Instrument	Industry	% to NAV	Annualised Yield to Maturity	ESG Scores
<b>EQUITY &amp; EQUITY RELATED</b>				
<b>A) Listed /Awaiting listing on Stock Exchanges</b>				
1. TVS Motor Company Ltd	Automobiles	4.90%		71.40
2. The Indian Hotels Company Ltd	Leisure Services	4.84%		75.50
3. HDFC Bank Ltd	Banks	3.34%		80.20
4. Persistent Systems Ltd	IT - Software	3.06%		77.40
5. Tata Consumer Products Ltd	Agricultural Food & other Products	2.64%		63.10
6. Infosys Ltd	IT - Software	2.61%		77.20
7. Marico Ltd	Agricultural Food & other Products	2.52%		74.00
8. Tata Consultancy Services Ltd	IT - Software	2.39%		72.60
9. ICICI Lombard General Insurance Company Ltd	Insurance	2.39%		74.70
10. ICICI Bank Ltd	Banks	2.32%		75.80
11. Mahindra & Mahindra Ltd	Automobiles	2.30%		74.90
12. Tata Communications Ltd	Telecom - Services	2.07%		70.90
13. Bajaj Finance Ltd	Finance	2.06%		78.80
14. ICICI Prudential Life Insurance Company Ltd	Insurance	1.99%		76.20
15. Kotak Mahindra Bank Ltd	Banks	1.92%		76.70
16. Wipro Ltd	IT - Software	1.86%		78.80
17. HCL Technologies Ltd	IT - Software	1.80%		79.90
18. Maruti Suzuki India Ltd	Automobiles	1.79%		74.00
19. Thermax Ltd	Electrical Equipment	1.74%		66.40
20. Tata Motors Ltd	Automobiles	1.69%		78.80
21. Bosch Ltd	Auto Components	1.68%		70.10
22. Havells India Ltd	Consumer Durables	1.65%		67.10
23. HDFC Life Insurance Company Ltd	Insurance	1.64%		76.90
24. Bajaj Finserv Ltd	Finance	1.64%		78.60
25. Tech Mahindra Ltd	IT - Software	1.64%		78.80
26. Syngene International Ltd	Healthcare Services	1.63%		76.20
27. Castrol India Ltd	Petroleum Products	1.60%		67.20
28. Titan Company Ltd	Consumer Durables	1.54%		69.40
29. Voltas Ltd	Consumer Durables	1.54%		69.80
30. Central Depository Services (India) Ltd	Capital Markets	1.41%		77.20
31. Colgate Palmolive (India) Ltd	Personal Products	1.38%		72.50
32. Rallis India Ltd	Fertilizers & Agrochemicals	1.37%		71.30
33. Crompton Greaves Consumer Electricals Ltd	Consumer Durables	1.33%		76.30
34. Tata Chemicals Ltd	Chemicals & Petrochemicals	1.29%		69.40
35. Bajaj Auto Ltd	Automobiles	1.24%		68.70
36. IndusInd Bank Ltd	Banks	1.21%		80.20
37. Coforge Ltd	IT - Software	1.10%		71.40
38. Godrej Consumer Products Ltd	Personal Products	1.04%		76.00
39. Nuvoco Vistas Corporation Ltd	Cement & Cement Products	1.02%		66.60
40. Narayana Hrudayalaya Ltd	Healthcare Services	1.00%		73.70
41. Dr. Lal Path Labs Ltd	Healthcare Services	1.00%		71.30
42. Mphasis Ltd	IT - Software	1.00%		75.10
43. Hindustan Unilever Ltd	Diversified FMCG	0.96%		72.00
44. Krishna Institute Of Medical Sciences Ltd	Healthcare Services	0.95%		70.30
45. Hero MotoCorp Ltd	Automobiles	0.94%		75.50
46. Vinati Organics Ltd	Chemicals & Petrochemicals	0.92%		62.60
47. Asian Paints Ltd	Consumer Durables	0.91%		74.20
48. Eicher Motors Ltd	Automobiles	0.89%		73.20
49. Hitachi Energy India Ltd	Electrical Equipment	0.86%		70.10
50. The Federal Bank Ltd	Banks	0.83%		79.30
51. Computer Age Management Services Ltd	Capital Markets	0.78%		73.00
52. Sundram Fasteners Ltd	Auto Components	0.72%		68.30
53. EPL Ltd	Industrial Products	0.54%		67.50
54. Orient Electric Ltd	Consumer Durables	0.53%		73.40
55. LT Foods Ltd	Agricultural Food & other Products	0.46%		72.80
56. ABB India Ltd	Electrical Equipment	0.45%		70.60
57. GMM Pfaudler Ltd	Industrial Manufacturing	0.44%		67.70
58. Mahindra Logistics Ltd	Transport Services	0.22%		67.50
<b>B) Unlisted</b>		<b>NIL</b>		
<b>Total of all Equity</b>		<b>91.58%</b>		
<b>MONEY MARKET INSTRUMENTS</b>				
<b>A. TREPS*</b>		<b>7.19%</b>	<b>6.50%</b>	
<b>Net Receivable/(payable)</b>		<b>1.23%</b>		
<b>Grand Total</b>		<b>100.00%</b>		

\* Cash & Cash Equivalents

## Industry Allocation (% of Net Assets) as on January 31, 2025



# QUANTUM ESG BEST IN CLASS STRATEGY FUND

An Open-ended equity scheme investing in companies following Environment, Social and Governance (ESG) theme assessed through a Best In Class Strategy



## Fund Details (as on January 31, 2025)

### Redemption Proceeds

Processed through RTGS/NEFT mode on T+2 basis from the date of transaction where the investor's Bank details are available.

Processed through cheque on T+2 basis from the date of transaction where the required Bank details of investor are not available.

### GIPS Compliance

- Quantum Asset Management Company Pvt. Ltd. claims compliance with the Global Investment Performance Standards (GIPS®). GIPS® is a registered trademark of CFA Institute. CFA Institute does not endorse or promote this organization, nor does it warrant the accuracy or quality of the content contained herein.
- Indian Rupee (INR) is the currency used to express performance and other statistics.

## If you had invested INR 10,000 every month

### SIP Performance as on January 31, 2025

Quantum ESG Best In Class Strategy Fund - Direct Plan	Since Inception	5 Years	3 Years	1 Year
Total Amount Invested (₹'000)	660	600	360	120
Mkt Value of scheme as on January 31, 25 (₹'000)	1,054	911	453	121
Tier I - Benchmark# Value (₹'000)	1,026	888	443	119
Additional Benchmark### Value (₹'000)	1,001	873	435	121
Scheme Returns (XIRR) (%)	17.02%	16.78%	15.58%	2.30%
Tier I - Benchmark# Returns (%)	16.01%	15.73%	14%	-0.88%
Additional Benchmark### Returns (%)	15.11%	15.04%	12.67%	16.7%

Quantum ESG Best In Class Strategy Fund - Regular Plan	Since Inception	5 Years	3 Years	1 Year
Total Amount Invested (₹'000)	660	600	360	120
Mkt Value of scheme as on January 31, 25 (₹'000)	1,022	885	445	121
Tier I - Benchmark# Value (₹'000)	1,026	888	443	119
Additional Benchmark### Value (₹'000)	1,001	873	435	121
Scheme Returns (XIRR) (%)	15.88%	15.61%	14.27%	0.96%
Tier I - Benchmark# Returns (%)	16.01%	15.73%	14%	-0.88%
Additional Benchmark### Returns (%)	15.11%	15.04%	12.67%	16.7%

#NIFTY100 ESG TRI, ##BSE Sensex TRI

Past performance may or may not be sustained in the future. The above SIP performance is for Quantum ESG Best In Class Strategy Fund - Direct Plan and Regular Plan - Growth option. Load is not taken into consideration using applicable NAV on the SIP day (5th of every month). Return on SIP and Benchmark are annualized and compounded investment return for cash flows resulting out of uniform and regular monthly subscriptions as on 5th day of every month (in case 5th is a non-Business Day, then the next Business Day) and have been worked out using the Excel spreadsheet function known as XIRR. XIRR calculates the internal rate of return for series of cash flow. Assuming ₹10,000 invested every month on 5th day of every month (in case 5th is a non-Business Day, then the next Business Day), and since inception returns from SIP are annualized and compounded investment return computed on the assumption that SIP installments were received across the time periods from the start date of SIP.

Returns are net of total expenses

\*XIRR - XIRR calculates the internal rate of return to measure and compare the profitability of series of investments.

## Product Label

Name of the Scheme and Benchmark	This product is suitable for investors who are seeking*	Risk-o-meter of Scheme	Risk-o-meter of Tier I Benchmark
<b>Quantum ESG Best In Class Strategy Fund</b> (An Open-ended equity scheme investing in companies following Environment, Social and Governance (ESG) theme assessed through a Best In Class Strategy) Tier I Benchmark: NIFTY100 ESG TRI	<ul style="list-style-type: none"> <li>Long term capital appreciation</li> <li>Invests in shares of companies that meet Quantum's Environment, Social, Governance (ESG) criteria</li> </ul>	<p>The risk of the scheme is Very High Risk</p>	<p>The risk of the benchmark is Very High Risk</p>

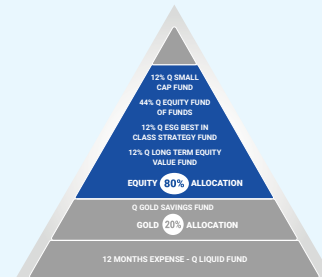
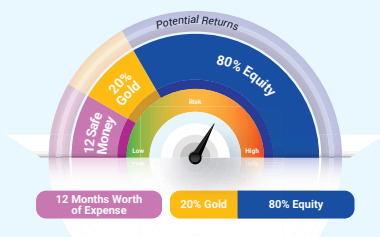
\*Investors should consult their financial advisers if in doubt about whether the product is suitable for them.

Stamp Duty applicable on Investors subscription unit transactions including Switch in as per the rate mentioned in the Amendments to Indian Stamp Act, 1899  
 TRANSACTION CHARGES: No Transaction Charges shall be deducted from the investment amount for applications received in the Regular Plan.

Brokerage and STT have been expensed out of the Scheme.

Please [click here](#) for more details on taxation

## Equity Investing for a Greener Future – QESG in our Asset Allocation Strategy



Please note the above is a suggested asset allocation and not to be considered as an investment advice or recommendation.



Know More

# Performance of the Scheme

## Quantum ESG Best In Class Strategy Fund

as on January 31, 2025

Quantum ESG Best In Class Strategy Fund - Direct Plan - Growth Option				Current Value ₹10,000 Invested at the beginning of a given period		
Period	Scheme Returns (%)	Tier I - Benchmark# Returns (%)	Additional Benchmark Returns (%)##	Scheme Returns (₹)	Tier I - Benchmark# Returns (₹)	Additional Benchmark Returns (₹)##
Since Inception (12th Jul 2019)	17.16%	16.08%	14.63%	24,130	22,917	21,366
5 years	17.51%	16.79%	15.11%	22,426	21,746	20,223
3 years	12.53%	10.77%	11.55%	14,253	13,596	13,883
1 year	13.14%	9.92%	9.32%	11,318	10,995	10,934

Quantum ESG Best In Class Strategy Fund - Regular Plan - Growth Option				Current Value ₹10,000 Invested at the beginning of a given period		
Period	Scheme Returns (%)	Tier I - Benchmark# Returns (%)	Additional Benchmark Returns (%)##	Scheme Returns (₹)	Tier I - Benchmark# Returns (₹)	Additional Benchmark Returns (₹)##
Since Inception (12th Jul 2019)	16.17%	16.08%	14.63%	23,020	22,917	21,366
5 years	16.47%	16.79%	15.11%	21,454	21,746	20,223
3 years	11.39%	10.77%	11.55%	13,826	13,596	13,883
1 year	11.71%	9.92%	9.32%	11,175	10,995	10,934

#NIFTY100 ESG TRI, ##BSE Sensex TRI.

**Past performance may or may not be sustained in the future. Load is not taken into consideration in Scheme returns calculation.**

Different Plans shall have a different expense structure.

Returns are net of total expenses and are calculated on the basis of Compounded Annualized Growth Rate (CAGR)

Ms. Sneha Joshi has ceased to be the Fund Manager of Quantum ESG Best In Class Strategy Fund with effect from October 11, 2024.

**Note: Name of Quantum India ESG Equity Fund has been changed to Quantum ESG Best In Class Strategy Fund effective from 1st February, 2024.**

# Fund Manager wise Performance

As on January 31, 2025

## Performance of the Funds Managed by Mr. Chirag Mehta. Total Schemes Managed - 8

### Quantum Multi Asset Fund of Funds

**Mr. Chirag Mehta is managing the scheme since July 11, 2012.**

Period	1 Year		3 Years		5 Years	
	Scheme Return (%)	Tier I - Benchmark# Returns (%)	Scheme Return (%)	Tier I - Benchmark# Returns (%)	Scheme Return (%)	Tier I - Benchmark# Returns (%)
Quantum Multi Asset Fund of Funds - Direct Plan - Growth Option	12.75%	12.11%	11.32%	10.95%	10.92%	11.79%
Quantum Multi Asset Fund of Funds - Regular Plan - Growth Option	12.37%	12.11%	10.92%	10.95%	10.54%	11.79%

**Past performance may or may not be sustained in the future. Load is not taken into consideration in Scheme Return Calculation.**

#CRISIL Dynamic Bond A-III Index (20%) + CRISIL Liquid Debt A-I Index (25%) + Nifty 50 TRI (40%) + Domestic price of Gold (15%). w.e.f. April 3, 2023, benchmark of the scheme has been changed. It is a customized index and it is rebalanced daily.

Returns are net of total expenses and are calculated on the basis of Compounded Annualized Growth Rate (CAGR).

Different Plans shall have different expense structure.

Mr. Chirag Mehta manages 8 Schemes of the Quantum Mutual Fund.

### Quantum Equity Fund of Funds

**Mr. Chirag Mehta is managing the scheme since November 01, 2013.**

Period	1 Year		3 Years		5 Years	
	Scheme Return (%)	Tier I - Benchmark# Returns (%)	Scheme Return (%)	Tier I - Benchmark# Returns (%)	Scheme Return (%)	Tier I - Benchmark# Returns (%)
Quantum Equity Fund of Funds - Direct Plan - Growth Option	14.37%	10.46%	13.36%	13.88%	16.12%	17.68%
Quantum Equity Fund of Funds - Regular Plan - Growth Option	14.10%	10.46%	13.08%	13.88%	15.84%	17.68%

**Past performance may or may not be sustained in the future. Load is not taken into consideration in Scheme Return Calculation.**

#BSE 200 TRI.

Returns are net of total expenses and are calculated on the basis of Compounded Annualized Growth Rate (CAGR).

Different Plans shall have different expense structure.

Mr. Chirag Mehta manages 8 Schemes of the Quantum Mutual Fund.

# Fund Manager wise Performance

As on January 31, 2025



## Quantum Gold Savings Fund

Mr. Chirag Mehta is managing the scheme since May 19, 2011.

Period	1 Year		3 Years		5 Years	
	Scheme Return (%)	Tier I - Benchmark# Returns (%)	Scheme Return (%)	Tier I - Benchmark# Returns (%)	Scheme Return (%)	Tier I - Benchmark# Returns (%)
Quantum Gold Savings Fund - Direct Plan - Growth Option	29.50%	30.76%	18.79%	19.61%	13.90%	14.84%
Quantum Gold Savings Fund - Regular Plan - Growth Option	29.30%	30.76%	18.61%	19.61%	13.75%	14.84%

Past performance may or may not be sustained in the future.

#Domestic Price of Gold.

Returns are net of total expenses and are calculated on the basis of Compounded Annualized Growth Rate (CAGR).

Different Plans shall have different expense structure.

Mr. Chirag Mehta manages 8 Schemes of the Quantum Mutual Fund.

## Quantum Gold Fund

Mr. Chirag Mehta is the Fund Manager effective from June 01, 2024.

Period	1 Year		3 Years		5 Years	
	Scheme Return (%)	Tier I - Benchmark# Returns (%)	Scheme Return (%)	Tier I - Benchmark# Returns (%)	Scheme Return (%)	Tier I - Benchmark# Returns (%)
Quantum Gold Fund - Growth Option	29.43%	30.76%	18.49%	19.61%	13.81%	14.84%

Past performance may or may not be sustained in the future.

The Scheme being Exchange Traded Fund has one plan to invest through stock exchange and having a single expense structure.

Returns are net of total expenses and are calculated on the basis of Compounded Annualized Growth Rate (CAGR).

Mr. Chirag Mehta manages 8 schemes.

#Domestic Price of Physical Gold

## Quantum Small Cap Fund

Mr. Chirag Mehta Co-managing the scheme along with Mrs. Abhilasha Satale since November 03, 2023

Period	1 Year	
	Scheme Return (%)	Tier I - Benchmark# Returns (%)
Quantum Small Cap Fund - Direct Plan - Growth Option	7.27%	5.63%
Quantum Small Cap Fund - Regular Plan - Growth Option	5.72%	5.63%

Past performance may or may not be sustained in the future.

Different Plans shall have a different expense structure.

Returns are net of total expenses and are calculated on the basis of Compounded Annualized Growth Rate (CAGR).

Mr. Chirag Mehta manages 8 schemes and Mrs. Abhilasha Satale manages 1 Scheme of the Quantum Mutual Fund.

#BSE 250 Small Cap TRI

The Performance of Quantum Multi Asset Allocation Fund and Quantum Ethical Fund will be disclosed on completion of 1 year since its inception in terms of SEBI Master Circular No. SEBI/HO/IMD/IMD-PoD-1/P/CIR/2024/90 dated June 27, 2024