

QUANTUM LONG TERM EQUITY VALUE FUND

An Open Ended Equity Scheme following a Value Investment Strategy



Fund Details (as on March 31, 2025)

Category of Scheme Value Fund

Investment Objective

To achieve long-term capital appreciation by investing primarily in shares of companies that will typically be included in the BSE 200 Index and are in a position to benefit from the anticipated growth and development of the Indian economy and its markets. There is no assurance that the investment objective of the Scheme will be achieved.

Inception Date (Date of Allotment)

March 13, 2006

Benchmark Index

Tier I Benchmark - BSE 500 TRI
Tier II Benchmark - BSE 200 TRI

Declaration of Net Asset Value (NAV)

Every Business Day

NAV of Plans/Options (as on March 31, 2025)

	Direct (₹/Unit)	Regular (₹/Unit)
IDCW	123.99	118.75
Growth	122.94	118.08

AUM ₹ (In Crores) (as on March 31, 2025)

Average AUM* : 1,101.86
Absolute AUM : 1,123.23

*Cumulative Daily AUM / No of days in the month

Fund Manager

Mr. George Thomas - Fund Manager

(Work experience: 11 years)
He has been managing this fund effective from April 01, 2022.

Mr. Christy Mathai - Fund Manager

(Work experience: 10 years)
He has been managing this fund effective from November 23, 2022.

Key Statistics

^^Standard Deviation : 12.65%
^^Beta : 0.80
^^Sharpe Ratio : 0.76

Entry Load

Not Applicable

Exit Load

- NIL: If 10% of units if redeemed or switched out during exit load period i.e. 730 days from the allotment **Exit Load Period : 730 days from the date of allotment**
- **Remaining 90% of units in parts or full:**
 - i. 2%: If redeemed or switched out on or before 365 days from the date of allotment
 - ii. 1%: If redeemed or switched out after 365 days but on or before 730 days from the date of allotment
- NIL: If units redeemed or switched out after 730 days from the date of allotment

Note: Redemptions, Switch, Systematic Withdrawal Plan (SWP) and Systematic Transfer Plan (STP) will be processed on First In First Out (FIFO) basis and the applicable exit load will be charged. However, no exit load will be charged for switches between option /plan within the scheme.

Total Expense Ratio (As on month end)

Direct Plan – Total TER : 1.10%
Regular Plan – Total TER : 2.00%

TER specified are the actual expenses charged (i.e. effective rate) as at the end of the month.

Brokerages & Commissions Details

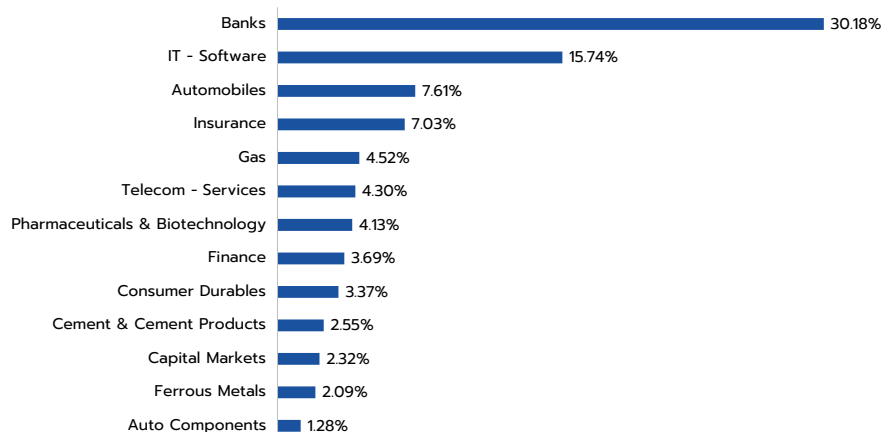
Brokerages on Investments for March 2025: ₹4,77,035.00
Distributor commissions for March 2025: ₹3,02,925.00
Portfolio Turnover Ratio (Last one year): 14.04%

Portfolio as on March 31, 2025

Name of Instrument	Industry / Rating	% to NAV	Annualised Yield to Maturity
EQUITY & EQUITY RELATED			
A) Listed / Awaiting listing on Stock Exchanges			
1. ICICI Bank Ltd	Banks	8.96%	
2. HDFC Bank Ltd	Banks	8.88%	
3. Infosys Ltd	IT - Software	4.81%	
4. Bharti Airtel Ltd	Telecom - Services	4.30%	
5. Tata Consultancy Services Ltd	IT - Software	4.24%	
6. Kotak Mahindra Bank Ltd	Banks	4.09%	
7. State Bank of India	Banks	4.01%	
8. Wipro Ltd	IT - Software	3.63%	
9. Crompton Greaves Consumer Electricals Ltd	Consumer Durables	3.37%	
10. ICICI Prudential Life Insurance Company Ltd	Insurance	3.07%	
11. Tech Mahindra Ltd	IT - Software	3.06%	
12. Cipla Ltd	Pharmaceuticals & Biotechnology	2.95%	
13. Hero MotoCorp Ltd	Automobiles	2.82%	
14. GAIL (India) Ltd	Gas	2.78%	
15. Axis Bank Ltd	Banks	2.76%	
16. LIC Housing Finance Ltd	Finance	2.73%	
17. Nuvoco Vistas Corporation Ltd	Cement & Cement Products	2.55%	
18. Eicher Motors Ltd	Automobiles	2.53%	
19. Aditya Birla Sun Life AMC Ltd	Capital Markets	2.32%	
20. Tata Steel Ltd	Ferrous Metals	2.09%	
21. ICICI Lombard General Insurance Company Ltd	Insurance	2.08%	
22. Star Health And Allied Insurance Company Ltd	Insurance	1.88%	
23. Gujarat State Petronet Ltd	Gas	1.74%	
24. IndusInd Bank Ltd	Banks	1.48%	
25. Exide Industries Ltd	Auto Components	1.28%	
26. Lupin Ltd	Pharmaceuticals & Biotechnology	1.18%	
27. Bajaj Auto Ltd	Automobiles	1.17%	
28. Mahindra & Mahindra Ltd	Automobiles	1.09%	
29. Shriram Finance Ltd	Finance	0.96%	
B) Unlisted		NIL	
Total of all Equity		88.81%	
MONEY MARKET INSTRUMENTS			
A. Treasury Bills (T-Bill)			
1. 364 Days Tbill (MD 03/04/2025)	SOV	0.04%	6.37%
Total of T-Bill		0.04%	
B. TREPS*		9.23%	6.70%
Total of Money Market Instruments		9.27%	
Net Receivable/(payable)		1.92%	
Grand Total		100.00%	

* Cash & Cash Equivalents

Industry Allocation (% of Net Assets) as on March 31, 2025



QUANTUM LONG TERM EQUITY VALUE FUND

An Open Ended Equity Scheme following a Value Investment Strategy



Fund Details (as on March 31, 2025)

Minimum Application Amount (Under each Option)

Purchase: ₹500/- and in multiples of ₹1/- thereafter.
Additional Purchase: ₹500/- and in multiples of ₹1/- thereafter/ 50 units

Redemption Proceeds

Processed through RTGS/NEFT mode on T+2 basis from the date of transaction where the investor's Bank details are available. Processed through cheque on T+2 basis from the date of transaction where the required Bank details of investor are not available.

GIPS Compliance

- Quantum Asset Management Company Pvt. Ltd. claims compliance with the Global Investment Performance Standards (GIPS®). GIPS® is a registered trademark of CFA Institute. CFA Institute does not endorse or promote this organization, nor does it warrant the accuracy or quality of the content contained herein.
- Indian Rupee (INR) is the currency used to express performance and other statistics.
- Using Price Return for a benchmark is allowed by SEBI where the Total Return index values are not available. This requirement is different from GIPS Standards wherein the GIPS compliant firms are required to provide benchmark returns in based on Total Return Index value only.
- "To meet the local regulatory requirement, with effect of December 1, 2021, the primary benchmark of the scheme has been changed from BSE 200 TRI to BSE 500 TRI. Returns of the erstwhile primary benchmark i.e. BSE 200 TRI would continue to be reported."

If you had invested INR 10,000 every month

SIP Performance as on March 31, 2025

Quantum Long Term Equity Value Fund - Direct Plan	Since Inception	10 Years	7 Years	5 Years	3 Years	1 Year
Total Amount Invested (₹'000)	2,280	1,200	840	600	360	120
Mkt Value of scheme as on March 31, 25 (₹'000)	10,286	2,529	1,514	958	466	119
Tier I - Benchmark [#] Value (₹'000)	9,665	2,643	1,500	912	441	116
Tier II - Benchmark ^{##} Value (₹'000)	9,622	2,625	1,485	905	441	118
Additional Benchmark ^{###} Value (₹'000)	8,706	2,476	1,387	852	426	120
Scheme Returns (XIRR) (%)	14.10%	14.30%	16.59%	18.89%	17.62%	-1.88%
Tier I - Benchmark [#] Returns (%)	13.56%	15.12%	16.32%	16.84%	13.72%	-5.60%
Tier II - Benchmark ^{##} Returns (%)	13.52%	14.99%	16.04%	16.51%	13.74%	-3.69%
Additional Benchmark ^{###} Returns (%)	12.64%	13.90%	14.12%	14.07%	11.29%	-0.20%
Quantum Long Term Equity Value Fund - Regular Plan	Since Inception	10 Years	7 Years	5 Years	3 Years	1 Year
Total Amount Invested (₹'000)	960	--	840	600	360	120
Mkt Value of scheme as on March 31, 25 (₹'000)	1,752	--	1,475	939	460	118
Tier I - Benchmark [#] Value (₹'000)	1,818	--	1,500	912	441	116
Tier II - Benchmark ^{##} Value (₹'000)	1,805	--	1,485	905	441	118
Additional Benchmark ^{###} Value (₹'000)	1,703	--	1,387	852	426	120
Scheme Returns (XIRR) (%)	14.68%	--	15.85%	18.03%	16.64%	-2.77%
Tier I - Benchmark [#] Returns (%)	15.58%	--	16.32%	16.84%	13.72%	-5.60%
Tier II - Benchmark ^{##} Returns (%)	15.41%	--	16.04%	16.51%	13.74%	-3.69%
Additional Benchmark ^{###} Returns (%)	14.00%	--	14.12%	14.07%	11.29%	-0.20%

Past performance may or may not be sustained in the future. The above SIP performance is for Quantum Long Term Equity Value Fund - Direct Plan and Regular Plan - Growth option. Load is not taken into consideration using applicable NAV on the SIP day (5th of every month). Return on SIP and Benchmark are annualized and compounded investment return for cash flows resulting out of uniform and regular monthly subscriptions as on 5th day of every month (in case 5th is a non-Business Day, then the next Business Day) and have been worked out using the Excel spreadsheet function known as XIRR. XIRR calculates the internal rate of return for series of cash flow. Assuming ₹10,000 invested every month on 5th day of every month (in case 5th is a non-Business Day, then the next Business Day), the 1 year, 3 years, 5 years, 7 years, 10 years and since inception returns from SIP are annualized and compounded investment return computed on the assumption that SIP installments were received across the time periods from the start date of SIP from the end of the relevant period viz. 1 year, 3 years, 5 years, 7 years, 10 years and since Inception. *XIRR - XIRR calculates the internal rate of return to measure and compare the profitability of series of investments. **As TRI data is not available since inception of the scheme, Tier II benchmark performance is calculated using composite CAGR BSE 200 index PRI Value from March 13, 2006 to July 31, 2006 and TRI Value since August 1, 2006. Returns are net of total expenses. #BSE 500 TRI, ##BSE 200 TRI, ###BSE Sensex TRI.

Product Label

Name of the Scheme and Benchmarks	This product is suitable for investors who are seeking*	Risk-o-meter of Scheme	Risk-o-meter of Tier I Benchmark	Risk-o-meter of Tier II Benchmark
Quantum Long Term Equity Value Fund (An Open Ended Equity Scheme following a Value Investment Strategy) Tier I Benchmark: BSE 500 TRI Tier II Benchmark: BSE 200 TRI	<ul style="list-style-type: none"> Long term capital appreciation Invests primarily in equity and equity related securities of companies in BSE 200 index. 	<p>The risk of the scheme is Very High Risk</p>	<p>The risk of the benchmark is Very High Risk</p>	<p>The risk of the benchmark is Very High Risk</p>

*Investors should consult their financial advisers if in doubt about whether the product is suitable for them.


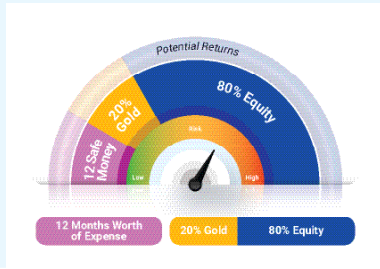
^^ Note:

Risk Free Rate assumed to be 7.20% (FBIL Overnight MIBOR for 31st March 2025) for calculating Sharpe Ratio. Standard Deviation, Sharpe Ratio & Beta are calculated on Annualised basis using 3 years history of monthly returns. Please [click here](#) for more details on taxation

QUANTUM LONG TERM EQUITY VALUE FUND

An Open Ended Equity Scheme following a Value Investment Strategy

Add Predictable Outcomes to your Equity Portfolio – QLTEVF in our Asset Allocation Strategy



Please note the above is a suggested asset allocation and not to be considered as an investment advice or recommendation.



Know More

Performance of the Scheme



Quantum Long Term Equity Value Fund as on March 31, 2025

Quantum Long Term Equity Value Fund - Direct Plan - Growth Option					Current Value ₹10,000 Invested at the beginning of a given period			
Period	Scheme Returns (%)	Tier I - Benchmark [#] Returns (%)	Tier II - Benchmark ^{##} Returns (%)	Additional Benchmark Returns (%) ^{###}	Scheme Returns (₹)	Tier I - Benchmark [#] Returns (₹)	Tier II - Benchmark ^{##} Returns (₹)	Additional Benchmark Returns (₹) ^{###}
Since Inception (13th Mar 2006)	14.07%	12.78%	12.85%	12.38%	1,22,940	99,090	1,00,161	92,573
10 years	12.32%	13.16%	13.05%	12.11%	31,991	34,471	34,122	31,389
7 years	13.45%	14.55%	14.68%	14.30%	24,229	25,922	26,139	25,530
5 years	27.18%	26.29%	25.59%	22.73%	33,290	32,140	31,264	27,864
3 years	17.32%	13.73%	13.50%	11.14%	16,155	14,717	14,627	13,731
1 year	11.57%	5.96%	6.22%	6.39%	11,157	10,596	10,622	10,639

Quantum Long Term Equity Value Fund - Regular Plan - Growth Option					Current Value ₹10,000 Invested at the beginning of a given period			
Period	Scheme Returns (%)	Tier I - Benchmark [#] Returns (%)	Tier II - Benchmark ^{##} Returns (%)	Additional Benchmark Returns (%) ^{###}	Scheme Returns (₹)	Tier I - Benchmark [#] Returns (₹)	Tier II - Benchmark ^{##} Returns (₹)	Additional Benchmark Returns (₹) ^{###}
Since Inception (01st Apr 2017)	11.77%	14.39%	14.42%	14.11%	24,361	29,334	29,393	28,762
7 Years	12.82%	14.55%	14.68%	14.30%	23,308	25,922	26,139	25,530
5 Years	26.37%	26.29%	25.59%	22.73%	32,253	32,140	31,264	27,864
3 Years	16.48%	13.73%	13.50%	11.14%	15,809	14,717	14,627	13,731
1 Year	10.57%	5.96%	6.22%	6.39%	11,057	10,596	10,622	10,639

#BSE 500 TRI, ##BSE 200 TRI, ###BSE Sensex TRI.

Past performance may or may not be sustained in the future. Load is not taken into consideration in scheme returns calculation.

Different Plans shall have a different expense structure.

Returns are net of total expenses and are calculated on the basis of Compounded Annualized Growth Rate (CAGR).

#with effect from December 01, 2021 Tier I benchmark has been updated as BSE 500 TRI. As TRI data is not available since inception of the scheme, benchmark performance is calculated using composite CAGR BSE 500 index PRI Value from March 13, 2006 to July 31, 2006 and TRI Value since August 1, 2006.

##TRI data is not available since inception of the scheme, Tier II benchmark performance is calculated using composite CAGR BSE 200 index PRI Value from March 13, 2006 to July 31, 2006 and TRI Value since August 1, 2006.

Regular Plan was launched on 1st April 2017.

Fund Manager wise Performance

As on March 31, 2025



Performance Of The Funds Managed By George Thomas & Christy Mathai

Quantum ELSS Tax Saver Fund

Mr. George Thomas is the Fund Manager effective from April 01, 2022.
 Mr. Christy Mathai is the Fund Manager effective from November 23, 2022.
 Mr. Ketan Gujarathi will be managing the scheme from 1st February 2025

Period	1 Year			3 Years			5 Years		
	Scheme Return (%)	Tier I - Benchmark [#] Returns (%)	Tier II - Benchmark ^{##} Returns (%)	Scheme Return (%)	Tier I - Benchmark [#] Returns (%)	Tier II - Benchmark ^{##} Returns (%)	Scheme Return (%)	Tier I - Benchmark [#] Returns (%)	Tier II - Benchmark ^{##} Returns (%)
Quantum ELSS Tax Saver Fund - Direct Plan - Growth Option	11.44%	5.96%	6.22%	17.41%	13.73%	13.50%	27.08%	26.29%	25.59%
Quantum ELSS Tax Saver Fund - Regular Plan - Growth Option	10.22%	5.96%	6.22%	16.44%	13.73%	13.50%	26.21%	26.29%	25.59%

Past performance may or may not be sustained in the future.

#BSE 500 TRI, ##BSE 200 TRI.

Returns are net of total expenses and are calculated on the basis of Compounded Annualized Growth Rate (CAGR).

Different Plans shall have different expense structure.

Mr. George Thomas and Mr. Christy Mathai manage 2 schemes of the Quantum Mutual Fund and Mr. Ketan Gujarathi manages 1 scheme of Quantum Mutual Fund.