

QUANTUM SMALL CAP FUND

An Open Ended-Equity Scheme Predominantly Investing in Small Cap Stocks



Fund Details (as on July 31, 2024)

Category of Scheme Small Cap Fund

Investment Objective

The Investment Objective of the Scheme to generate capital appreciation by investing predominantly in Small Cap Stocks.

There is no assurance that the investment objective of the scheme will be achieved.

Inception Date (Date of Allotment)

November 03, 2023

Benchmark Index

BSE 250 Small Cap TRI

Declaration of Net Asset Value (NAV)

Every Business Day

NAV of Plans/Options (as on July 31, 2024)

	Direct (₹/Unit)	Regular (₹/Unit)
Growth	12.33	12.19

AUM ₹ (In Crores) (as on July 31, 2024)

Average AUM* : 67.23

Absolute AUM : 71.19

*Cumulative Daily AUM / No of days in the month

Fund Manager

Mr. Chirag Mehta (Work experience: 20 years)
He has been managing this fund effective from November 03, 2023.

Mrs. Abhilasha Satale (Work experience: 18 years)
She has been managing this fund effective from November 03, 2023.

Entry Load

Not Applicable

Exit Load

- NIL: If 10% of units If redeemed or switched out on or before 365 days from the date of allotment.
- 1%: If Remaining 90% of units if redeemed or switched out on or before 365 days from the date of allotment.
- NIL: If redeemed or switched out after 365 days from the date of allotment.

Note: Redemptions / Switch outs of units will be done on First In First Out (FIFO) basis. The above-mentioned load structure shall be equally applicable to the special facilities such as Systematic Withdrawal Plan (SWP) / Systematic Transfer Plan (STP) and Switches etc. However, no load shall be charged for switching between option / plan within the Scheme.

Total Expense Ratio (As on month end)

Direct Plan – Total TER : 0.60%

Regular Plan – Total TER : 2.10%

TER specified are the actual expenses charged (i.e. effective rate) as at the end of the month.

Minimum Application Amount (Under each Option)

Purchase: ₹500/- and in multiples of ₹1/- thereafter.
Additional Purchase: ₹500/- and in multiples of ₹1/- thereafter/ 50 units.

Brokerages & Commissions Details

Brokerages on Investments for July 2024: ₹50,138.00

Distributor commissions for July 2024: ₹3,48,126.00

Portfolio Turnover Ratio (Last one year): NA

Redemption Proceeds

Processed through RTGS/NEFT mode on T+2 basis from the date of transaction where the investor's Bank details are available.

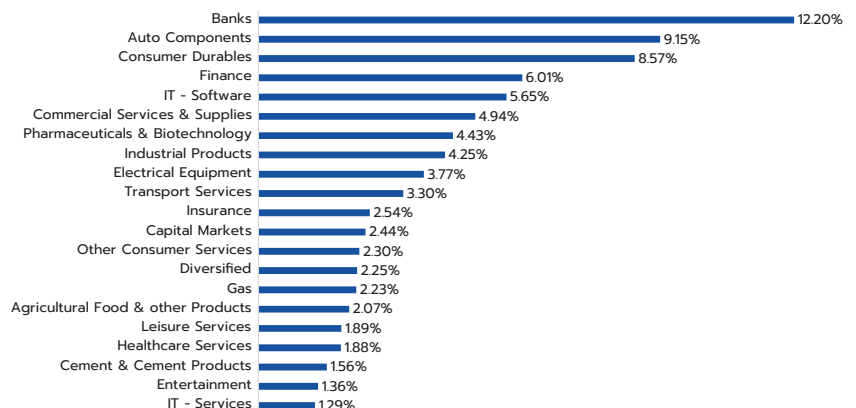
Processed through cheque on T+2 basis from the date of transaction where the required Bank details of investor are not available.

Portfolio as on July 31, 2024

Name of Instrument	Industry	% to NAV	Annualised Yield to Maturity
EQUITY & EQUITY RELATED			
A) Listed /Awaiting listing on Stock Exchanges			
1. CMS Info System Ltd	Commercial Services & Supplies	2.73%	
2. Genus Power Infrastructures Ltd	Electrical Equipment	2.67%	
3. ICICI Prudential Life Insurance Company Ltd	Insurance	2.54%	
4. Karur Vysya Bank Ltd	Banks	2.50%	
5. Crompton Greaves Consumer Electricals Ltd	Consumer Durables	2.47%	
6. Eris Lifesciences Ltd	Pharmaceuticals & Biotechnology	2.46%	
7. Sansera Engineering Ltd	Auto Components	2.44%	
8. InterGlobe Aviation Ltd	Transport Services	2.40%	
9. EPL Ltd	Industrial Products	2.30%	
10. MPS Ltd	Other Consumer Services	2.30%	
11. Sandhar Technologies Ltd	Auto Components	2.29%	
12. Godrej Industries Ltd	Diversified	2.25%	
13. Mayur Uniquoters Ltd	Consumer Durables	2.24%	
14. Gujarat State Petronet Ltd	Gas	2.23%	
15. TeamLease Services Ltd	Commercial Services & Supplies	2.21%	
16. CCL Products (India) Ltd	Agricultural Food & other Products	2.07%	
17. V-Guard Industries Ltd	Consumer Durables	2.05%	
18. Mastek Ltd	IT - Software	2.04%	
19. Supriya Lifescience Ltd	Pharmaceuticals & Biotechnology	1.97%	
20. HDFC Bank Ltd	Banks	1.96%	
21. Kirloskar Pneumatic Company Ltd	Industrial Products	1.95%	
22. Lumax Industries Ltd	Auto Components	1.94%	
23. Craftsman Automation Ltd	Auto Components	1.92%	
24. Aavas Financiers Ltd	Finance	1.90%	
25. Lemon Tree Hotels Ltd	Leisure Services	1.89%	
26. CSB Bank Ltd	Banks	1.84%	
27. Carysil Ltd	Consumer Durables	1.81%	
28. Equitas Small Finance Bank Ltd	Banks	1.71%	
29. Can Fin Homes Ltd	Finance	1.63%	
30. Nuvoco Vistas Corporation Ltd	Cement & Cement Products	1.56%	
31. Kotak Mahindra Bank Ltd	Banks	1.47%	
32. Fusion Micro Finance Ltd	Finance	1.46%	
33. PVR INOX Ltd	Entertainment	1.36%	
34. Krishna Institute Of Medical Sciences Ltd	Healthcare Services	1.32%	
35. Cyient Ltd	IT - Services	1.29%	
36. Birlasoft Ltd	IT - Software	1.29%	
37. Computer Age Management Services Ltd	Capital Markets	1.25%	
38. UTI Asset Management Company Ltd	Capital Markets	1.19%	
39. Infosys Ltd	IT - Software	1.17%	
40. Wipro Ltd	IT - Software	1.15%	
41. Ujjivan Small Finance Bank Ltd	Banks	1.13%	
42. TD Power Systems Ltd	Electrical Equipment	1.10%	
43. IDFC Ltd	Finance	1.02%	
44. Mahindra Logistics Ltd	Transport Services	0.90%	
45. ICICI Bank Ltd	Banks	0.83%	
46. IndusInd Bank Ltd	Banks	0.76%	
47. Exide Industries Ltd	Auto Components	0.56%	
48. Narayana Hrudayalaya Ltd	Healthcare Services	0.56%	
B) Unlisted		NIL	
Total of all Equity		84.08%	
MONEY MARKET INSTRUMENTS			
A. TREPS*		15.08%	6.39%
Net Receivable/(payable)		0.84%	
Grand Total		100.00%	

* Cash & Cash Equivalents

Industry Allocation (% of Net Assets) as on July 31, 2024



QUANTUM SMALL CAP FUND

An Open Ended-Equity Scheme Predominantly Investing in Small Cap Stocks



Product Labeling

Name of the Scheme & Tier I Benchmark	This product is suitable for investors who are seeking*	Risk-o-meter of Scheme	Risk-o-meter of Tier I Benchmark
Quantum Small Cap Fund (An Open Ended-Equity Scheme Predominantly Investing in Small Cap Stocks) Tier I Benchmark: BSE 250 Small Cap TRI	<ul style="list-style-type: none"> Long term capital appreciation Investment in Small Cap Stock 	<p>Investors understand that their principal will be at Very High Risk</p>	

*Investors should consult their financial advisers if in doubt about whether the product is suitable for them.

GIPS Compliance

a. Quantum Asset Management Company Pvt. Ltd. claims compliance with the Global Investment Performance Standards (GIPS®). GIPS® is a registered trademark of CFA Institute. CFA Institute does not endorse or promote this organization, nor does it warrant the accuracy or quality of the content contained herein.

b. Indian Rupee (INR) is the currency used to express performance and other statistics.

Note:

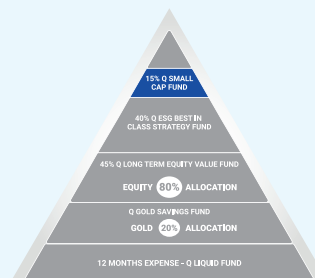
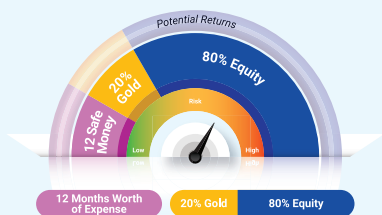
Since the scheme has not completed 1, 3 and 5 years, performance data will not be available.

Stamp Duty applicable on Investors subscription unit transactions including Switch in as per the rate mentioned in the Amendments to Indian Stamp Act, 1899

TRANSACTION CHARGES: No Transaction Charges shall be deducted from the investment amount for applications received in the Regular Plan

Brokerage and STT have been expensed out of the Scheme.

Choose a Small-Cap Fund with a Big Difference – QSCF in our Asset Allocation Strategy



Please note the above is a suggested asset allocation and not to be considered as an investment advice or recommendation.



Know More

Taxation Applicable For FY 2024-25 & Onwards

Mutual Fund Scheme Category	Taxation Condition	Period of Holding - For Long Term Capital Gain Tax	Long Term Capital Gain Tax	Short Term Capital Gain Tax
Equity oriented MF Schemes (>= 65% investments in Equity Shares) (^)				
Quantum Long Term Equity Value Fund	Redemption/Switch Out between 1st April 2024 & 22nd July 2024 Redemption/Switch Out on or after 23rd July 2024	>12 months	10% without Indexation (*) 12.5% without Indexation (**)	15% 20%
Quantum ELSS Tax Saver Fund				
Quantum ESG Best In Class Strategy Fund				
Quantum Nifty 50 ETF				
Quantum Nifty 50 ETF Fund of Fund				
Quantum Small Cap Fund				

Note:

The above rates are subject to applicable Surcharge and 4% Health & Education Cess.

(*) Exemption from Long term capital gains tax on equity oriented Mutual Fund Schemes upto Rs. 1 Lakhs

(**) Exemption from Long term capital gains tax on equity oriented Mutual Fund Schemes upto Rs. 1.25 Lakhs

(^) STT @ 0.001% is applicable on Redemption / Switch Out Transactions

Equity Mutual Fund Schemes bear STT @ 0.10% on all Equity Trade transactions done in the schemes.

Stamp Duty applicable on Investors subscription unit transactions including Switch in as per the rate mentioned in the Amendments to Indian Stamp Act, 1899

TDS to be deducted on NRI Redemption/Switch out transaction & IDCW Payout as applicable.

TDS to be deducted on IDCW Payout to Resident Investors as applicable.

Performance of the Scheme

Quantum Small Cap Fund

as on July 31, 2024

Quantum Small Cap Fund - Direct Plan - Growth Option			Current Value ₹10,000 Invested at the beginning of a given period	
Period	Scheme Returns (%)	Tier I - Benchmark# Returns (%)	Scheme Returns (₹)	Tier I - Benchmark# Returns (₹)
Since Inception (November 03, 2023)	23.30	45.86	12,330	14,586
6 Months	13.75	19.80	11,375	11,980
Quantum Small Cap Fund - Regular Plan - Growth Option			Current Value ₹10,000 Invested at the beginning of a given period	
Period	Scheme Returns (%)	Tier I - Benchmark# Returns (%)	Scheme Returns (₹)	Tier I - Benchmark# Returns (₹)
Since Inception (November 03, 2023)	21.90	45.86	12,190	14,586
6 Months	12.87	19.80	11,287	11,980

#BSE 250 Small Cap TRI

Past performance may or may not be sustained in the future. Load is not taken into consideration in scheme returns calculation. Different Plans shall have a different expense structure.

Returns are net of total expenses and are calculated on the basis of absolute returns.

Note: Since the scheme has not completed 1, 3 and 5 years, performance data will not be available.